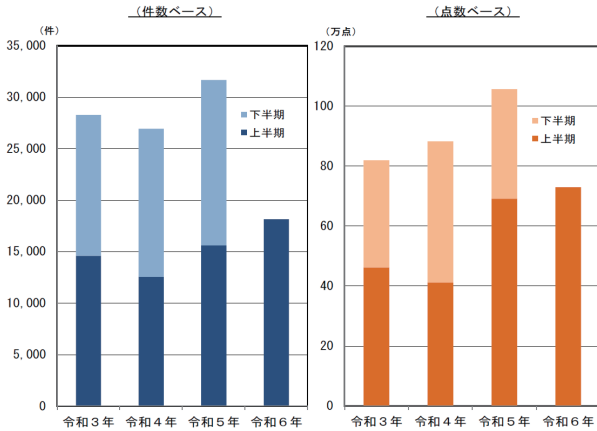


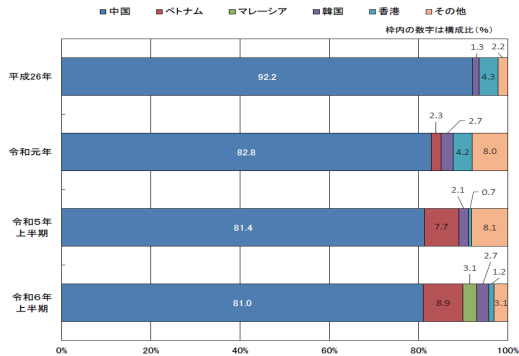
データで見る知財事情

知的財産侵害物品の輸入差止実績の推移



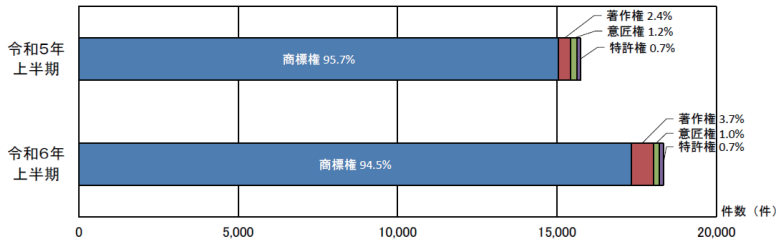
輸入差止件数・輸入差止点数とも、前年同期より増大

仕出国（地域）別 輸入差止件数構成比の推移



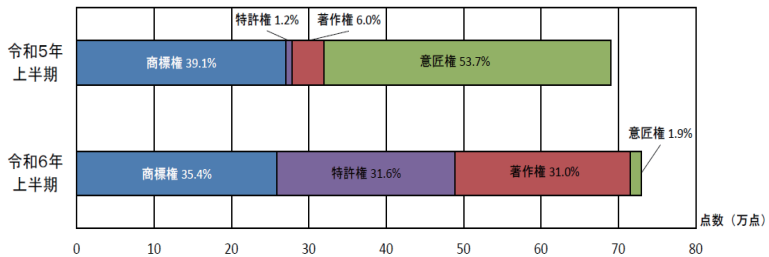
件数・点数ともに中国の構成比が80%を超えている

知的財産別輸入差止実績構成比の推移（件数ベース）



偽ブランド品などの商標権侵害物品が 17,334 件で大半を占める。

知的財産別輸入差止実績構成比の推移（点数ベース）

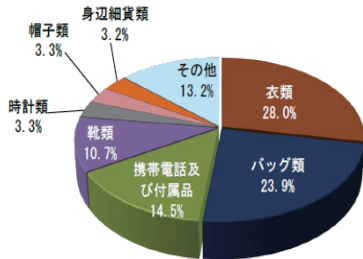


商標権侵害、特許権侵害、著作権侵害が拮抗

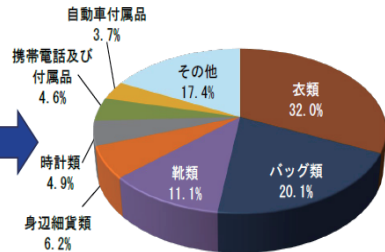
出典：財務省（2024）「令和6年上半期の税関における知的財産侵害物品の差止状況」
https://www.mof.go.jp/policy/customs_tariff/trade/safe_society/chiteki/cy2024_1/ka20240906c.pdf

品目別輸入差止実績構成比の推移 (件数ベース)

(令和5年上半期)



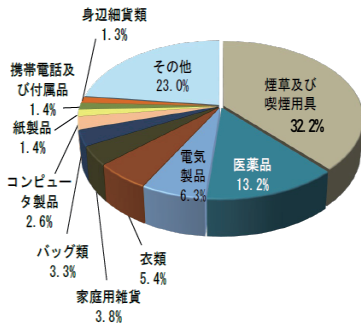
(令和6年上半期)



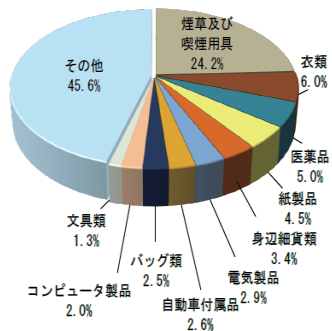
衣類が 6,630 件で最多。

品目別輸入差止実績構成比の推移 (点数ベース)

(令和5年上半期)



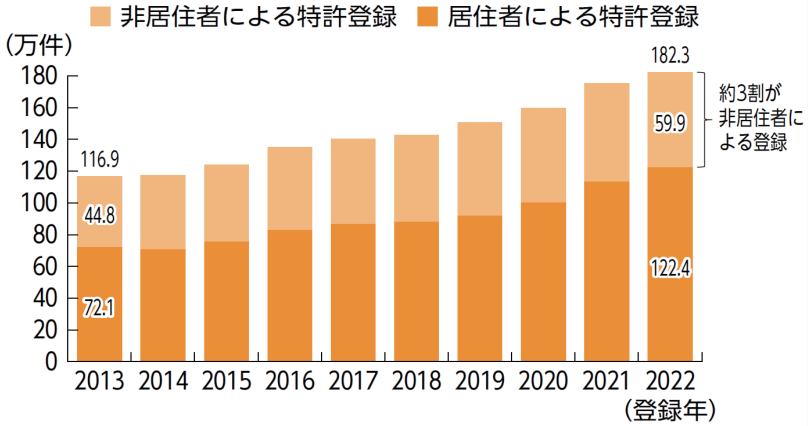
(令和6年上半期)



煙草及び喫煙用具が 176,825 点で最多。

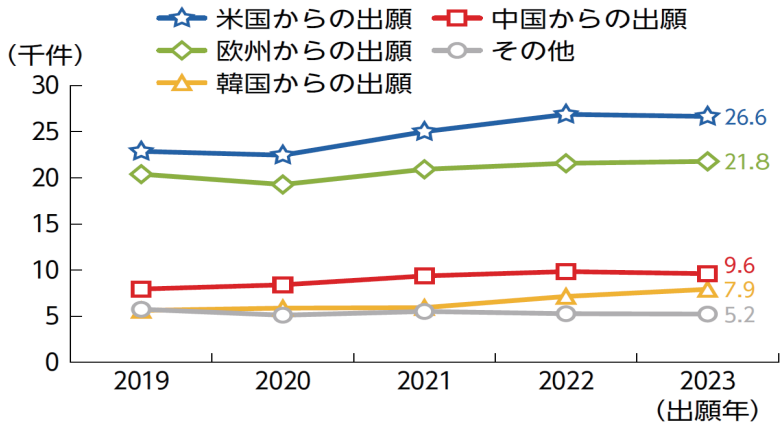
出典：財務省（2024）「令和6年上半期の税関における知的財産侵害物品の差止状況」
https://www.mof.go.jp/policy/customs_tariff/trade/safe_society/chiteki/cy2024_1/ka20240906c.pdf

世界の特許登録件数の推移



世界の特許登録件数は増加。

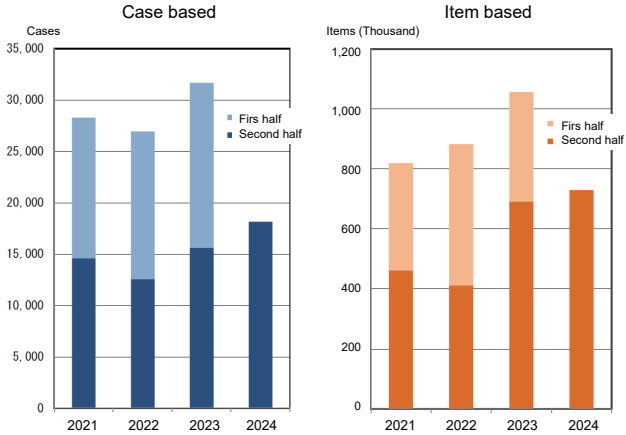
外国人による日本への特許出願件数の推移



外国人による日本への特許出願は漸増。

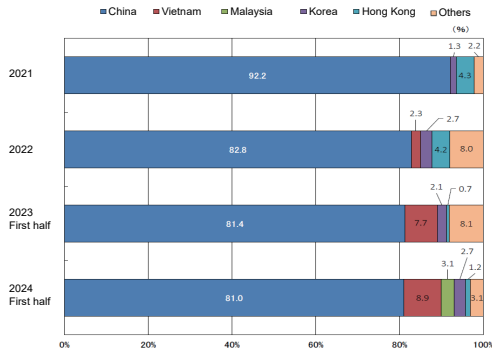
Intellectual Property Statistics

Trends in Import Suspensions for IP Infringing Goods



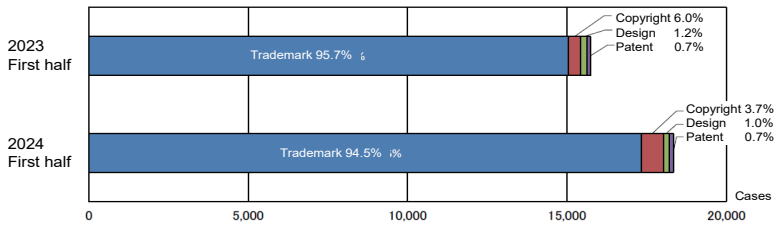
The number of import suspensions has increased compared to the same period last year.

Trends in Composition of Import Suspensions by Country/Region



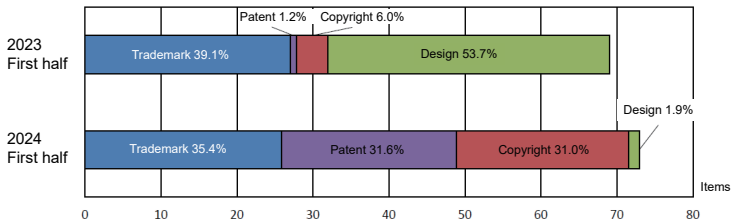
China accounts for more than 80%.

Trends in Composition of Import Suspensions by IP Type (Case-Based)



Trademark-infringing goods, such as counterfeit brand items, accounted for the majority.

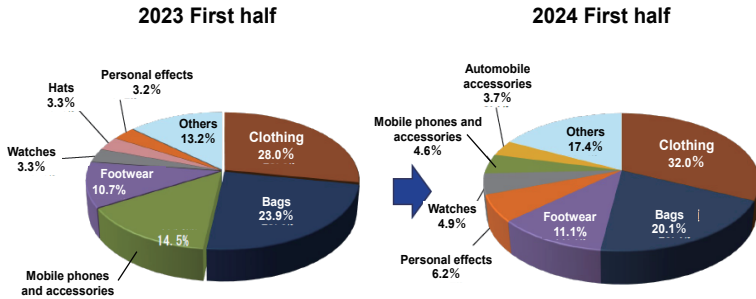
Trends in Composition of Import Suspensions by IP Type (Item-Based)



Trademark, patent, and copyright infringements are evenly matched.

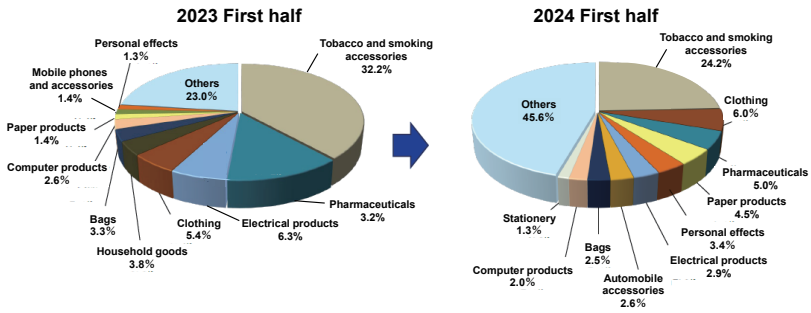
Source : Ministry of Finance (2024) "Status of Intellectual Property Infringement Goods Detained by Customs"
https://www.mof.go.jp/policy/customs_tariff/trade/safe_society/chiteki/cy2024_1/ka20240906c.pdf

Composition of Import Suspensions by Product Category (Case-Based)



Clothing had the highest number with 6,630cases.

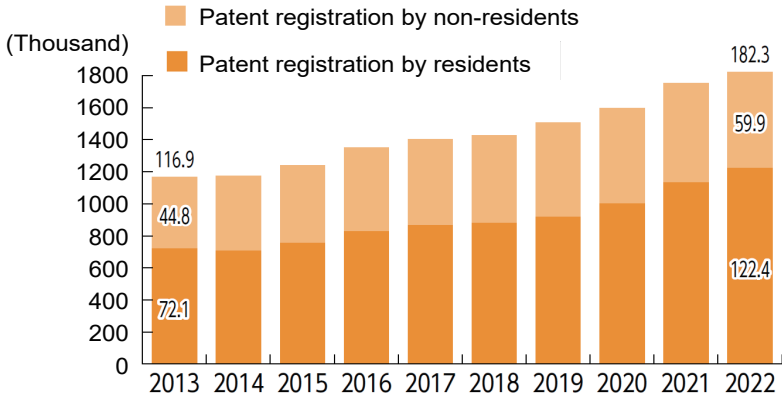
Composition of Import Suspensions by Product Category (Item-Based)



Tobacco and smoking accessories had the highest number with 176,825 items.

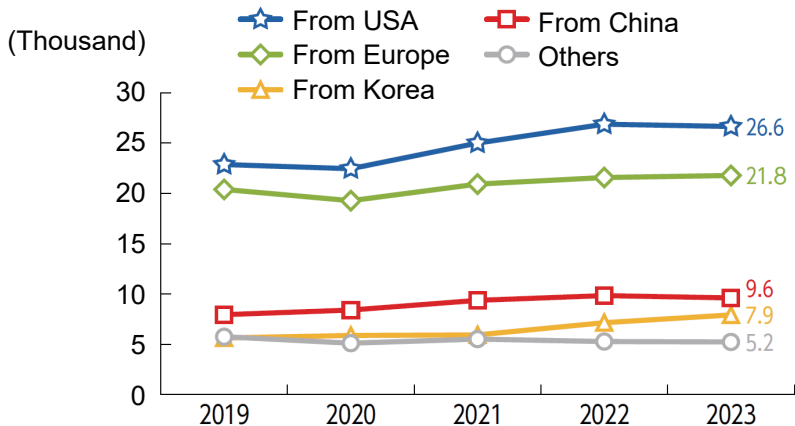
Source : Ministry of Finance (2024) "Status of Intellectual Property Infringement Goods Detained by Customs"
https://www.mof.go.jp/policy/customs_tariff/trade/safe_society/chiteki/cy2024_1/ka20240906c.pdf

Global Patent Registration Trends



The number of global patent registrations is increasing.

Trends in Patent Applications in Japan by Foreigners



Patent applications in Japan by foreigners are gradually increasing.

Source : Japan Patent Office (2024) Annual Report on Patent Administration